

## Senior Fun Activities

5 to 10 Years

### TANGRAM

#### Learning Objectives

- To exercise the spatial intelligence

#### Materials Needed

- A big square cut into laminated shapes given below -
  - One parallelogram
  - One square
  - Five triangles

#### What is a Tangram Puzzle?

- A traditional Chinese puzzle made of a square divided into seven pieces that can be arranged to match particular designs (as shown in the image given below).

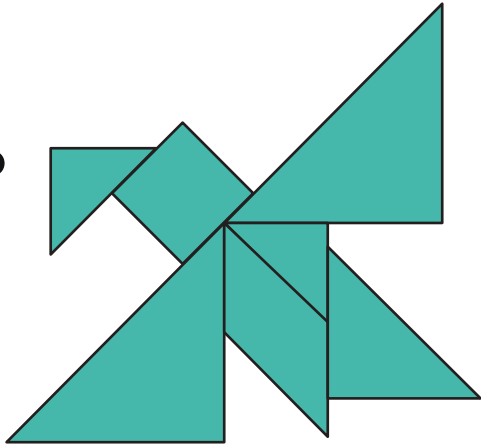


#### What to do?


- **Try to put the pieces together to form different images.**
- Before cutting, laminate the square so that it does not get damaged.
- Use a thicker colored paper so that it looks attractive to children.
- Take prints of the tangram designs on page 2 and ask children to make it themselves.
- To challenge children further, give them the challenge sheet (page 3) that has shadow pictures without the divisions.

Let's make the following designs using the given shapes.

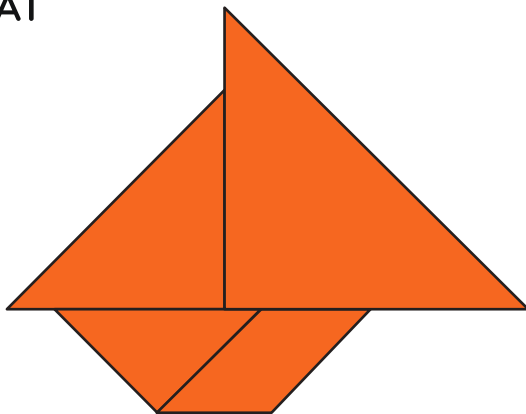
BIRD



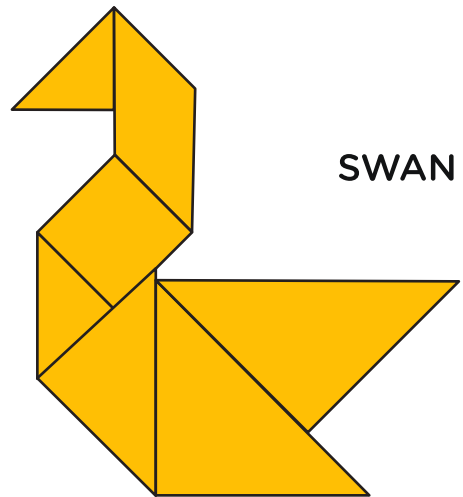
RABBIT



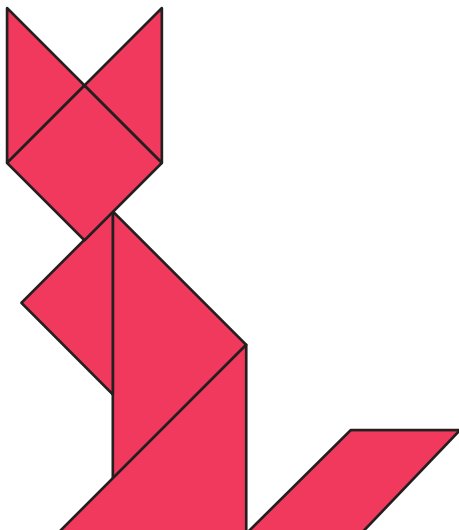
BOAT



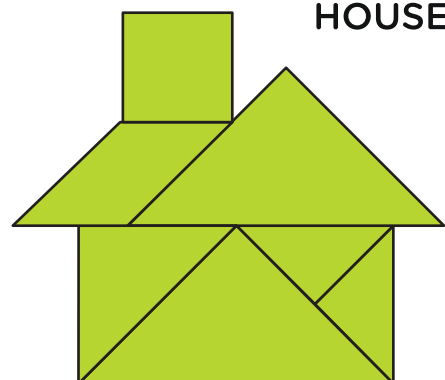
SWAN



CAT



HOUSE



## Challenge Sheet

Let's make the following designs our own.

