

A note to parents:

There are **ONLINE** activities that are done during the session and **OFFLINE** activities that the children can do leisurely.



Please keep the material ready for the **ONLINE** activity.



Print the **OFFLINE** activities (from the 'Extended Play' section) and follow the instructions on the pages.

If you are unable to print, please draw it out. You could also use readily available, similar cutouts from magazines or old picture books.

ONLINE ACTIVITIES

Learning is Fun: Crafting your own Headband

For Grasshopper Headband

Materials Required:

1. 1 green rectangle cut out of chart paper (Please take measurements of child's head to decide the length)
2. 1 green circle cut out of chart paper
3. 2 green oval shapes cut out of chart paper (for legs)
4. 2 white circles cut out of chart paper
5. 1 green pipe cleaner or straw
6. Glue stick and a black marker pen

For Ant Headband

Materials Required:

1. 1 black rectangle cut out of chart paper (Please take measurements of child's head to decide the length)
2. 1 black circle shape cut out of chart paper (for head)
3. 2 white circles cut out of chart paper
4. 4 black straws or pipe cleaners
5. Glue stick and a black marker pen

Note : Please refer to the shapes of the grasshopper and ant headbands on page 3 and 4.

A note to parents:

There are **ONLINE** activities that are done during the session and **OFFLINE** activities that the children can do leisurely.



Please keep the material ready for the **ONLINE** activity.



Print the **OFFLINE** activities (from the 'Extended Play' section) and follow the instructions on the pages.

If you are unable to print, please draw it out. You could also use readily available, similar cutouts from magazines or old picture books.

ONLINE ACTIVITIES

Creative Expression and More: Fireless Cooking

Materials Required:


1. Bread and butter
2. Jam/honey of your choice
3. A bunch of Lettuce leaves (optional)
4. Tomato ketchup
5. Plastic cutlery and plates
6. A picnic mat to sit on

OFFLINE ACTIVITY


Hands-on Activity : Ant Activity

Refer the respective pdf from the 'Extended Play' section.


Let's make a grasshopper headband



2 white circles




1 green circle



2 cutouts in the shape of a leg




1 green rectangle



This is how the headband will look


Let's make an ant headband




1 black rectangle



1 black circle (for head)



2 white circles



This is how the headband will look